Lubricated Reciprocating Air Compressor



The Air of Trust

Proud to be part of samvardhana motherson

Anest Iwata Motherson

Anest Iwata Motherson (AIM) is a joint venture between Anest Iwata Corporation, Japan, and Motherson Group, India. Anest Iwata Corporation is one of the global leaders in Air Compressors and Vacuum Pumps with more than 9 decades of inspiring history of technological excellence.
Anest Iwata Motherson is committed to delighting its customers by ensuring the supply of the best quality products, supported with effective after-sales services at optimum value. The company has two state-of-the-art manufacturing facilities and a wide network of sales and service centers spread across India.

Anest Iwata Inspiring History



2022
"ARID"
Air Dryer Launched

2019
Rotary Vane
Vacuum Pump Launched

2018
Screw Air Compressor
Sales Started in India

2017
Electric Bus
Compressor Launched

2015
MEGASY Series
Medical Air & Vacuum Unit
Launched

Second Facility in Greater Noida



2013
Reciprocating Vacuum
Pump Launched in India

2012
Oil-Free Claw
Air Compressor Launched

2005
Braking Compressor for
Indian Railways Launched

2010
Second Facility Inaugurated
in Greater Noida (India)

2000
Anest Iwata Motherson
Established

2004
World's First Oil-Free
Booster Compressor
Launched



1991
World's First Oil-Free Scroll
Air Compressor Launched

1993
World's First Oil-Free Scroll
Vacuum Pump Launched



1928
First Reciprocating
Compressor
Manufactured

1984
World's First Oil-Free
Reciprocating Compressor with
"Seize Free Technology"
Launched

1977
Screw Air compressor
Launched

1926
Established
In Japan

Our Technology and Advantages



Quadra EDGE TECHNOLOGY

Quadra Edge Technology™ is a new generation design of Anest Iwata Japan, that results in 4 clear advantages.

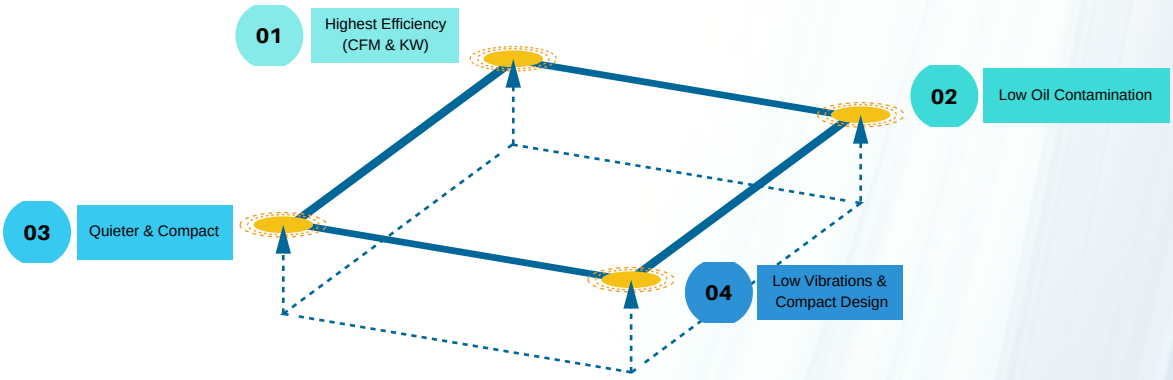

New generation design and Quadra Edge Technology reciprocating compressors eliminate all possible disadvantages of conventional reciprocating machines. With class-leading efficiency it saves power, and lower vibrations and portability make it easy to install and handle.

Lower oil, lower noise, and liquid sealing design make it one of the most environment-friendly reciprocating compressors available in the market. The operating cost to has class-leading advantages bringing the “Total Cost of Ownership” within reach.

- 01 Highest Free Air Delivery (FAD) & lower power consumption in its class
- 02 Oil contamination within the range of 2-3 PPM
- 03 Lower oil sump and longer replacement interval
- 04 Longer life and lesser cost of all consumable parts
- 05 Ideal for heavy & continuous operations
- 06 Reliable and heavy duty cast iron structure
- 07 High quality electrical components
- 08 Dual honing of cylinders with Japanese technique resulting in mirror finish for low friction
- 09 Dynamic balancing of bare compressor resulting in low vibration
- 10 In-house designed and manufactured air receivers, which meet all safety standards

Lubricated Bare Compressor Explanation of Parts

Anest Iwata Quadra Edge Technology compressor passes through a stringent quality control system. Our integrated manufacturing facilities have world-class capabilities, systems, and infrastructure that ensure you get the best-in-class products. These compressors are proudly “Made In Japan” & exported to the world.

Cylinder Head
It serves as a housing for intake and exhaust valves and controls the path of compressed air.

Un-loader Assembly
Ensures soft start with low starting torque while starting/stop of the machine.

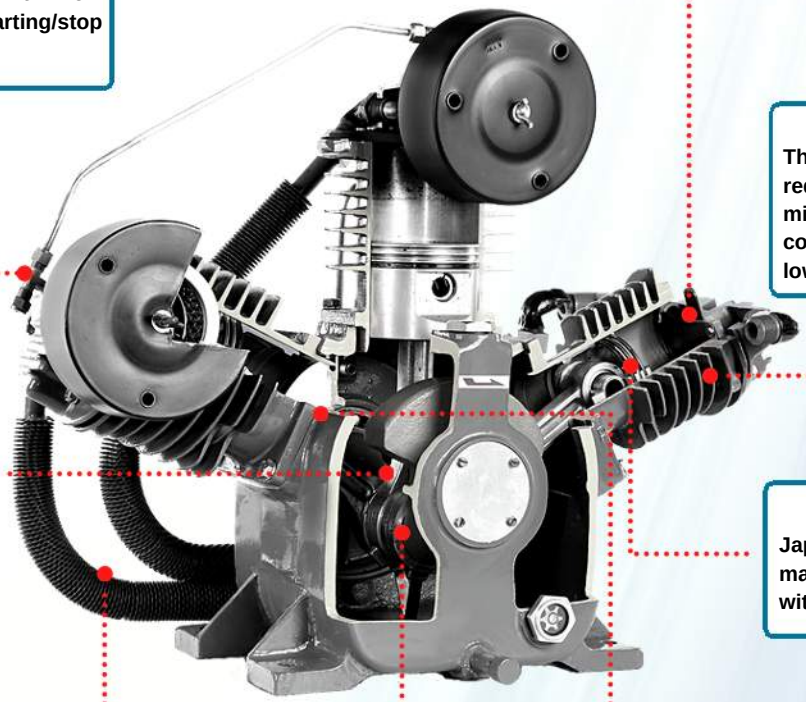

Cylinder
The double honing of the cylinder reduces friction and wear to a minimum and provides ample cooling, more strength, and very low oil carryover.

Connecting Rods
Equipped with an in-built splash fin, Single piece connecting rod, and crankpin metal which is robust and has a longer life.

Piston Rings
Japanese Technology assures maximum compression performance with low oil carryover

Intercooler Pipes
A specially designed copper tube with cooling fins helps in reducing the working air temperature, thus improving the overall air compression efficiency.

Liquid Sealing
The most environment-friendly liquid sealing design ensures zero leakage.

Crankshaft
The design makes it robust and easy to assemble.

The Air of Trust

Major Applications

Industrial Air Supply



Tyre Inflation



All Pneumatic Applications



Service Station



General Machinery



Technical Specifications



Tank Mounted Single Stage									
Model	Power		Piston Displacement		Operating Pressure	Dimensions	Weight	Tank Size	Outlet size
	HP	kW	CFM	LPM	Bar	mm	Kg	Liters	Inch
TLS 10 C-9-4E	1	0.75	4.5	128	8.5	880 x 355 x 735	85	40	1/4"
TLS 10 C-9-9E	1	0.75	4.5	128	8.5	1305 x 380 x 795	105	90	1/4"
TLS 20 C-9-9E	2	1.5	8.4	237	8.5	1305 x 380 x 820	120	90	1/2"
TLS 20 C-9-18E	2	1.5	8.4	237	8.5	1580 x 445 x 915	150	180	1/2"
TLS 30 C-9-9E	3	2.2	13.4	378	8.5	1305 x 440 x 775	150	90	1/2"
TLS 30 C-9-18E	3	2.2	13.4	378	8.5	1580 x 475 x 920	180	180	1/2"
TLS 50 C-9-18E	5	3.7	23	650	8.5	1580 x 475 x 925	195	180	1/2"
TLS 50 C-9-22E	5	3.7	23	650	8.5	1590 x 515 x 990	220	220	1/2"
TLS 50 C-9-28E	5	3.7	23	650	8.5	1600 x 565 x 1040	250	280	1"
TLS 75 C-7-22E	7.5	5.5	36.3	1028	7	1620 x 535 x 1030	280	220	1/2"
TLS 75 C-7-28E	7.5	5.5	36.3	1028	7	1600 x 1075 x 970	305	280	1"
TLS 75 C-7-50E	7.5	5.5	36.6	1028	7	1910 x 1180 x 1050	370	500	1"
TLS 100 C-7-22E	10	7.5	45.7	1295	7	1590 x 530 x 1030	295	220	1/2"
TLS 100 C-7-28E	10	7.5	45.7	1295	7	1600 x 565 x 1075	320	280	1"
TLS 100 C-7-50E	10	7.5	45.7	1295	7	1910 x 670 x 1180	390	500	1"
TLS 150 D-9-50E	15	11	71.8	2032	8.5	1910 x 830 x 1280	450	500	1"

Tank Mounted Single Stage
TLS50C-9-18E
T - Tank Mounted, L - Lubricated, S - Single Stage, 50 - 50/10 = 5HP
C - Series name, 9 - Working pressure in bar, 18 - 18x10 = 180 litres tank, E - Electricals

- **All performance parameters are as per JIS**
- **Option of single-phase motor is available up to 3HP machines**
- **Un-loader system is also available in compressors above 7.5HP**
- **All single-stage models are also available with a working pressure of 10 bar**
- **Specifications may change without prior notice**

Technical Specifications





Tank Mounted Two Stage									
Model	Power		Piston Displacement		Operating Pressure	Dimensions	Weight	Tank Size	Outlet size
	HP	kW	CFM	LPM	Bar	(L x B x H) mm	Kg	Liters	Inch
TLT 30 C-12-9E	3	2.2	10.4	294	12	1305 x 440 x 825	160	90	1/2"
TLT 30 C-12-18E	3	2.2	10.4	294	12	1580 x 475 x 920	185	180	1/2"
TLT 30 C-12-22E	3	2.2	10.4	294	12	1590 x 515 x 980	210	220	1/2"
TLT 30 C-12-28E	3	2.2	10.4	294	12	1600 x 575 x 1040	245	280	1"
TLT 50 C-12-18E	5	3.7	17.3	490	12	1580 x 475 x 925	195	180	1/2"
TLT 50 C-12-22E	5	3.7	17.3	490	12	1590 x 515 x 990	220	220	1/2"
TLT 50 C-12-28E	5	3.7	17.3	490	12	1600 x 565 x 1040	250	280	1"
TLT 75 C-12-22E	7.5	5.5	27.3	772	12	1590 x 530 x 1030	275	220	3/4"
TLT 75 C-12-28E	7.5	5.5	27.3	772	12	1600 x 570 x 1075	305	280	1"
TLT 75 C-12-50E	7.5	5.5	27.3	772	12	1910 x 670 x 1180	365	500	1"
TLT 100 C-12-22E	10	7.5	33.3	941	12	1590 x 565 x 1125	310	220	1/2"
TLT 100 C-12-28E	10	7.5	33.3	941	12	1600 x 600 x 1170	330	280	1"
TLT 100 C-12-50E	10	7.5	33.3	941	12	1910 x 670 x 1275	395	500	1"
TLT 150 C-12-28E	15	11	52	1472	12	1600 x 770 x 1180	380	280	1"
TLT 150 C-12-50E	15	11	52	1472	12	1910 x 830 x 1280	445	500	1"
TLT 200 D-12-50E	20	15	72.4	2050	12	1910 x 790 x 1400	495	500	1"

Tank Mounted Two Stage
TLT30C-12-9E
T - Tank Mounted, L - Lubricated, T - Two Stage, 30- 30/10 = 3HP, C - Series name 12 - Working pressure in bar, 9 - 9x10 = 90 litres tank, E - Electricals

- **All performance parameters are as per JIS**
- **Option of single-phase motor is available up to 3HP machines**
- **Un-loader system is also available in compressors above 7.5HP**
- **All single-stage models are also available with a working pressure of 10 bar**
- **Specifications may change without prior notice**

Technical Specifications



Base Mounted Single Stage								
Model	Power		Piston Displacement		Operating Pressure	Dimensions	Weight	Outlet size
	HP	kW	CFM	LPM	Bar	mm	Kg	Inch
BLS 10 C-9E	1	0.75	4.5	128	8.5	1004 x 380 x 480	35	3/4"
BLS 20 C-9E	2	1.5	8.4	237	8.5	1004 x 380 x 510	75	3/4"
BLS 30 C-9E	3	2.2	13.4	378	8.5	1055 x 425 x 455	105	3/4"
BLS 50 C-9E	5	3.7	23	650	8.5	1055 x 440 x 520	125	3/4"
BLS 75 C-7E	7.5	5.5	36.3	1028	7	1305 x 515 x 710	190	3/4"
BLS 100 C-7E	10	7.5	45.8	1296	7	1350 x 555 x 620	205	3/4"
BLS 150 D-9E	15	11	71.8	2032	8.5	1400 x 650 x 785	265	1"

Base Mounted Two Stage								
Model	Power		Piston Displacement		Operating Pressure	Dimensions	Weight	Outlet size
	HP	kW	CFM	LPM	Bar	mm	Kg	Inch
BLT 30 C-12E	3	2.2	10.4	294	12	1055 x 425 x 530	115	3/4"
BLT 50 C-12E	5	3.7	17.3	490	12	1055 x 440 x 635	125	3/4"
BLT 75 C-12E	7.5	5.5	27.3	773	12	1305 x 515 x 710	185	3/4"
BLT 100 C-12E	10	7.5	33.3	941	12	1305 x 555 x 620	220	3/4"
BLT 150 C-12E	15	11	52	1472	12	1350 x 620 x 720	260	3/4"
BLT 200 D-12E	20	15	72.4	2050	12	1570 x 660 x 815	340	1"

Base Mounted Single Stage
BLS50C-9E, B - Base Mounted, L - Lubricated, S - Single Stage, 50 - 50/10 = 5HP, C - Series name, 9 - Working pressure in bar, E - Electricals

Base Mounted Two Stage
BLT30C-12E, B - Base Mounted, L - Lubricated, T - Two Stage, 30 - 30/10 = 3HP C - Series name, 12 - Working Pressure in bar, E - Electricals

- **All performance parameters are as per JIS**
- **Option of single-phase motor is available up to 3HP machines**
- **Un-loader system is also available in compressors above 7.5HP**
- **All single-stage models are also available with a working pressure of 10 bar**
- **Specifications may change without prior notice**

Technical Specifications



Base Mounted Vertical Duplex									
Model	Power		Piston Displacement		Operating Pressure	Dimensions	Weight	Stage	Outlet size
	hp	kw	CFM	LPM	Bar	mm	Kg		Inch
BLS 200 V-7E	20	15	91.6	2592	7	1480 x 650 x 1050	480	Single	1-1/2"
BLS 300 DV-9E	30	22	143.6	4064	8.5	1772 x 801 x 1286	650	Single	1-1/2"
BLT 200 DV-12E	20	15	66.5	1882	12	1570 x 660 x 815	640	Two	1-1/2"
BLT 300 DV-12E	30	22	104	2944	12	1700 x 865 x 1295	675	Two	1-1/2"
BLT 400 DV-12E	40	30	144.8	4100	12	2200 x 865 x 1500	780	Two	1-1/2"

Base Mounted Single Stage Vertical Duplex
BLS200DV-10E
B - Base mounted, L - Lubricated, S - Single stage, 200 - 200/10 = 20HP, D - Series name
V - Vertical duplex, 10 - Working Pressure in bar, E - Electricals

- **All performance parameters are as per JIS**
- **Option of single-phase motor is available up to 3HP machines**
- **Un-loader system is also available in compressors above 7.5HP**
- **All single-stage models are also available with a working pressure of 10 bar**
- **Specifications may change without prior notice**

Serving Your Needs
With Our Diverse Product Portfolio



Oil Free Reciprocating Air Compressor



Oil Free Scroll Air Compressor



Rotary Screw Air Compressor



Oil Free Claw Air Compressor



Reciprocating Vacuum Pump



Reciprocating High Pressure Air Compressor



Oil Free Wobble
Air Compressor



Booster
Air Compressor



Medical
Air plant



Medical
Vacuum plant



Railway
Braking Compressor



Dry Scroll
Vacuum Pump



E-Bus
Air Compressor



Rotary Vane Vacuum
Pump

Air Handling and Purification Accessories



Air Dryer



Air Receiver



Air Filter



Auto Drain



Air Regulator



Engineering Capabilities & Customised Solutions.

We at Anest Iwata Motherson (AIM) are committed to delighting our customers. Our state-of-the-art Air Energy Core Technology Centre located in Yokohama, Japan works relentlessly on innovations and technologies that add value to our products and make us ready to serve our customer's future needs. It is our customer's trust in us that we have developed many "World's First" products.

Always Ahead with Anest Iwata!

Innovation driven World's 1st products



Oil Free Reciprocating Compressor



Oil Free Scroll Compressor



Oil Free Booster Compressor



Oil Free Scroll Vacuum Pump



Reciprocating



Screw



Scroll



Claw

Compressed Air Solutions in all Technologies

ANEST IWATA motherson

Active with Newest Technology

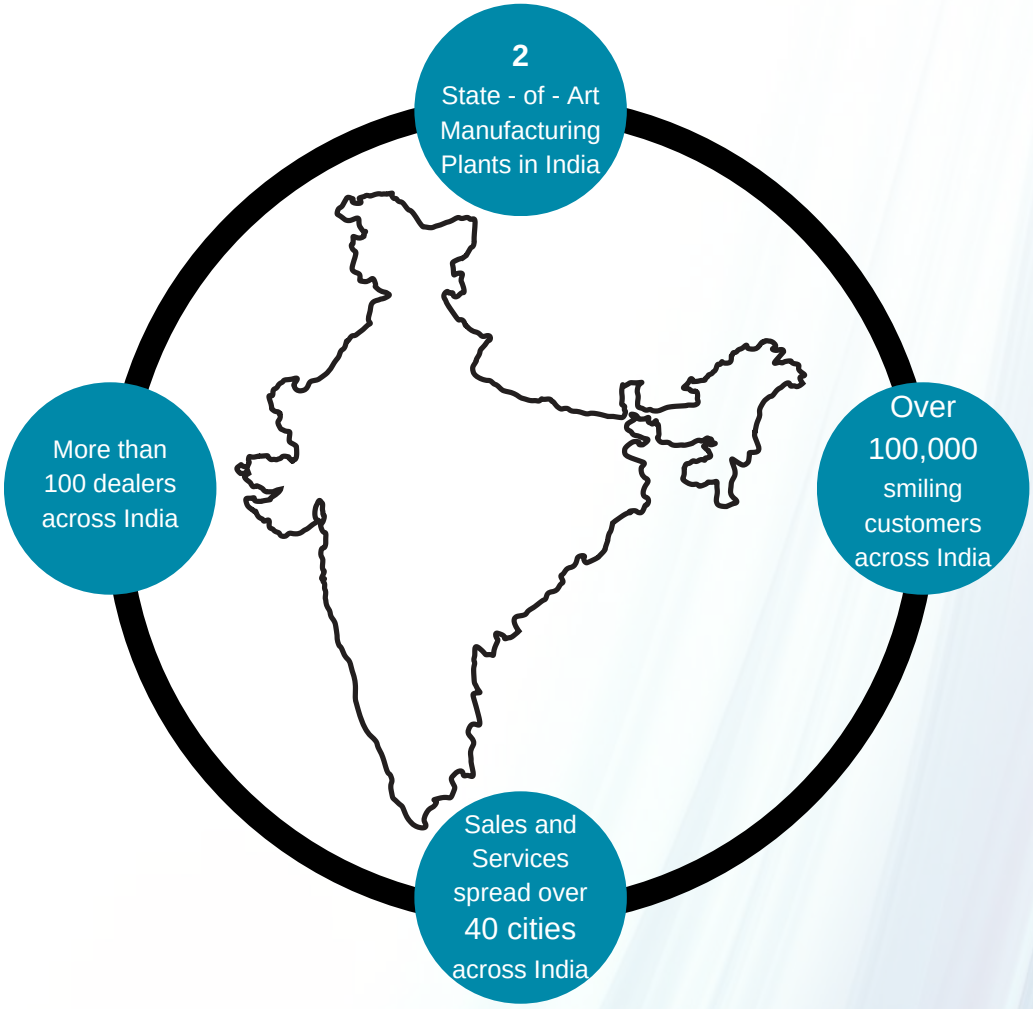

ANEST IWATA motherson

Anest Iwata Motherson Pvt. Ltd.
B-123 & 124, Sector-63, Noida - 201301,
Distt. Gautam Budh Nagar, UP, India.
Email: anestiwata@aim.motherson.com
Web: www.aimcompressors.com

CE JIS ISO-9001

For any details reach us at:
Head Office: +91-120-4600-500/510/512/517

North	**:**	**+91-9910394044**	**+91-9871362399**
East	**:**	**+91-9990023423**	**+91-9560806653**
West	**:**	**+91-9899553648**	**+91-9850993326**
South	**:**	**+91-9940654560**	**+91-9866000499**

AUTHORISED CHANNEL PARTNER

Proud to be part of samvardhana motherson